

April 14th, 2025

# Own the Room: Leotards That Help You Shine This Audition Season

Written by Marissa Doke

---

Audition season is quickly approaching! Whether you're auditioning for companies, summer intensives, or professional programs, we all know the most important part is looking and feeling your best.

## **CONFIDENCE IS KEY:**

- Slickback hair
- Clean makeup
- No ripped tights
- A flattering leotard

Luckily, at Yumiko, we have a whole section dedicated to helping you pick a leotard that has you feeling your best! Our basic black collection is perfect for your audition season.

## **Basic Black**

---

You can't go wrong with a black spaghetti strap leotard. The [Denise Nylon Black](#) is classic, iconic, and never goes out of style!

\$101

**Body Color:** N-Black

**Top Color:** Mesh Black

**Trim Color:** N-Black

**Lining:** Bust Panel



Figure 1. Denise Nylon Black



## Basic Thick Strap

---

If you want the same style as the dines, but with a thicker strap, then you should go for the [Anna-Duo Nylon Black](#)

\$79

**Body Color:** N-Black

**Top Color:** N-Black

**Trim Color:** N-Black

**Lining:** Bust Panel

Figure 2. Anna-Duo Nylon Black

## Add a Little *Flair*

---

Spice up your leotard while still keeping it simple by adding black velvet for some dynamics with the

[Ellie Nylon/ Crushed-Velvet.](#)

\$114

**Body Color:** N-Black

**Top Color:** CV-Black

**Trim Color:** N-Black

**Variation:** High-Cut Leg

**Sleeves:** Cap Sleeves

**Lining:** Bust Panel



Figure 3. Elli Nylon/Crushed-Velvet



Figure 4. Noe Nylon Black

## Crazy Neckline

---

If you want to show off your beautiful port de bras, you should check out the [Noe Nylon Black](#) for a different and beautiful audition leotard!

\$91

**Body Color:** N-Black

**Trim Color:** N-Black

**Lining:** Bust Panel

---

If you love these looks, head over to [yumiko.com](http://yumiko.com) and check out our Basic Black collection. These are only a few that we have so if these interest you or you wanna keep browsing go ahead! We aim to help dancers feel their absolute best during auditions, we know it's stressful but you got this girl!

## References

*Anna-duo Nylon Black*. Yumiko. (n.d.-a).

<https://www.yumiko.com/products/anna-duo-nylon-black>

*Denise Nylon Black*. Yumiko. (n.d.-b).

<https://www.yumiko.com/products/denise-nylon-black-us>

*Elli nylon/crushed-velvet black*. Yumiko. (n.d.-c).

<https://www.yumiko.com/products/elli-nlyon-velvet-black-us>

*Noe Nylon Black*. Yumiko. (n.d.-d).

<https://www.yumiko.com/products/noe-nlyon-black-us>

*Yumiko Handmade Dancewear*. Yumiko. (n.d.-f).

<https://www.yumiko.com/>

April 15th, 2025

# Looking for a Unique Look? Meet Our 5 New Leotard Styles

Written by Marissa Doke

Yumiko just unleashed 3 new leotard styles that combine fashion, functionality and, most importantly, **uniqueness**. Our company draws inspiration from all different cultures, Asian, European, and American.

These 3 new drops include:

- Mimi
- Kathy & Viola
- Jessica Variation 2
- Linear Collection
- Ruffel Collection



Let's explore them!

## Mimi

The [Mimi Collection](#) includes a square neckline and fully adjustable shoulder ties!

Price ranges from \$90 - \$114

- Many available colors
- Block colors to really **stand out!**
- Velvet or classic
- High cut leg line



## Kathy & Viola

---

The [Kathy & Viola Collection](#) is a combination of leotard and skirt. The Kathy is the leotard, and the Viola is the skirt.

The Kathy leotard is a blend of *timeless elegance* and contemporary design. It's feminine with a modern touch!

**\$99**

- Modest camisole cut
- Mid back line
- Delicate mesh overlay
- High cut leg line

The Viola is a tulip petal-inspired light and playful skirt! The mesh skirt matches the mesh detail of the Kathy leotard perfectly!

**\$57**

- Mesh panels
- Short length
- Sheer
- Short in the front, long in the back, and shorter overlay on the sides



N-OPERA KATHY \$99.00 USD T-WHITE KATHY \$99.00 USD MESH-BLUSH VIOLA \$57.00 USD





MESH-GLACIER VIOLA \$57.00 USD MESH-LAGOON VIOLA \$57.00 USD MESH-OPERA VIOLA \$57.00 USD

# Jessica Variation 2

The [Jessica Variation 2](#) is a **limited edition** leotard. This is an elevation of the original Jessica leotard with a twist.

Price ranges from \$117-\$144

- Mesh front panel
- Solid color collar
- Low back covered in mesh
- 3 different sleeve lengths



## Linear Collection

The [Linear Collection](#) is a Yumiko classic. It started as a limited edition, and due to popular demand, it's back!

Price: \$130

- Super flattering asymmetrical design
- Mid back line
- Normal leg cut
- Cap sleeve or full length sleeve


## Ruffle Collection

---

The [Ruffle Collection](#) adds ruffles to our most popular designs! This will add a little *flair* to a basic leotard. It includes an accent around the edges of the leotard with a subtle classy ruffle.

Price ranges from \$146 - \$200

- Delicate mesh
- Comes in black, dark blue, and white



---

Be sure to check out these new collections before they're sold out! If you're interested, you can see more details at [yumiko.com](http://yumiko.com) and check out even more styles! You can also check out our socials for more leotard inspiration and to keep updated of our newest drops!

## References

*Jessica - variation 2*. Yumiko. (n.d.-a).

<https://www.yumiko.com/collections/jessica-variation-2>

*Kathy & Viola*. Yumiko. (n.d.-b).

<https://www.yumiko.com/collections/kathy-viola>

*Linear Collection*. Yumiko. (n.d.-c).

<https://www.yumiko.com/collections/linear-collection>

*Mimi*. Yumiko. (n.d.-d).

<https://www.yumiko.com/collections/mimi>

*Ruffle collection*. Yumiko. (n.d.-e).

<https://www.yumiko.com/collections/ruffle-collection>

*Yumiko Handmade Dancewear*. Yumiko. (n.d.-f).

<https://www.yumiko.com/>

April 15th, 2025

# Design Your Dream Leotard: A Step-by-Step Guide to Custom Orders

Written by Marissa Doke

---

Yumiko creates long-lasting dancewear at the highest quality. Along with our Ready to Wear leotards you can also create your own customized leotard! Here we will teach you step-by-step instructions on how to create your dream leotard.

1. Picking the design
2. Choosing the color (or **colors!**)
3. Selecting the size

## 1. Picking The Design

---

It's super important to pick a leotard that flatters your body type. Pick which features are most important to you!

### Neckline:

- Mock neckline
- Scoop neck
- Pinched front



### Back:

- Low back
- Mid back
- High back



## Sleeve length:

- No sleeve
- Spaghetti strap
- Thick strap
- Cap sleeve
- ¾ sleeve
- Full length sleeve


You can even select the sleeve length once you pick your desired neck and back line!



## 2. Choosing the Colors

Once you pick a final design, it's time for the color! It's important to know what textures you find comfortable. There's **nylon**, **crushed velvet**, and **velvet**.

Depending on your design choice there are many different color and texture combinations to go with, you can select different colors for the main and trims! Here are the options:



### 3. Selecting the Size

Finally you select the size that fits you! Yumiko has a sizing chart in imperial and metric systems. Depending on your leotard the website will give you a tip on if you need to size up or not depending on things like sleeve length.

Imperial	49" - 51"	51" - 53"	53" - 55"	55" - 57"	57" - 59"	59" - 61"
95 - 99 lbs	M	M	S	S		
100 - 104 lbs	M	S	S	M	M	M
107 - 112 lbs	S	S	M	M	M	L
113 - 119 lbs	S	M	M	M	L	L
120 - 126 lbs	S	M	M	M	L	L
127 - 132 lbs	M	M	M	L	L	L
133 - 139 lbs	M	M	M	L	L	L
140 - 146 lbs		M	L	L	L	L
147 - 152 lbs						
Metric	1.00m - 1.05m	1.05m - 1.10m	1.10m - 1.15m	1.15m - 1.20m	1.20m - 1.25m	1.25m - 1.30m
43 - 45kg	M	M	S	S		
46 - 48kg	M	S	S	M	M	M
49 - 53kg	S	S	M	M	M	L
54 - 58kg	S	M	M	M	L	L
59 - 63kg	M	M	M	L	L	L
64 - 68kg	M	M	M	L	L	L
69 - 73kg		M	L	L	L	L
74 - 78kg						

Once this is all completed you just put in your information and make your purchase. **CONGRATULATIONS!** You now own your own custom Yumiko. If you're ready to start the process head over to [yumiko.com](http://yumiko.com) and start designing your dream leotard, we can't wait to see what you come up with!

## References

*Alex*. Yumiko. (n.d.-a). <https://www.yumiko.com/products/alex>

*Anna*. Yumiko. (n.d.-b). <https://www.yumiko.com/products/anna>

*Fabric info*. Yumiko. (n.d.-c).

<https://www.yumiko.com/pages/fabric-info>

*Heather*. Yumiko. (n.d.-d).

<https://www.yumiko.com/products/heather>

*Jessica*. Yumiko. (n.d.-e).

<https://www.yumiko.com/products/jessica>

*Natasha*. Yumiko. (n.d.-f).

<https://www.yumiko.com/products/natasha>

*Noe*. Yumiko. (n.d.-g). <https://www.yumiko.com/products/noe>

*Tamara*. Yumiko. (n.d.-h).

<https://www.yumiko.com/products/tamara>

*Tiffany*. Yumiko. (n.d.-i).

<https://www.yumiko.com/products/tiffany>

*Yumiko Handmade Dancewear*. Yumiko. (n.d.-j).

<https://www.yumiko.com/>